

Homes For Pets

*Life Stages.*™ Your Dog's Home For Life™

Value Priced

## Double Door Dog Crate



### Includes Divider Panel

Allows length of living area to be adjusted as the puppy grows into the adult size home.



### home training & travel series

1622DD, 1624DD, 1630DD, 1636DD, 1642DD, 1648DD



Easily Sets Up & Folds Down to Portable Size

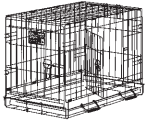
- Durable, Black Electro-Coat Finish
- Safe & Secure Slide Bolt Latches
- Includes Plastic Pan / Plastic Carrying Handles
- Provides *Front & Side* Access



## Double Door Dog Crate

**1622DD, 1624DD, 1630DD, 1636DD, 1642DD, 1648DD**


All Include Double Door Access (Front & Side) / Adjustable Divider Panel



### 1622 DD

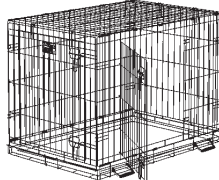
**Size:** 22 L x 13 W x 16 H"  
56 x 33 x 41 cm  
**Mesh:** 1 3/8 x 4 1/4"  
3.5 x 10.8 cm  
**Wire Gauge:** 3, 6, 7, 9, 11, 12  
**Weight:** 10 lbs (11 w/ctn)  
4.5 kg (5 w/ctn)  
**Finish:** Black Electro-Coat  
**\* Accessories:** all 22" /  
56 cm QuietTime™ Beds

Designed for Toy Breeds



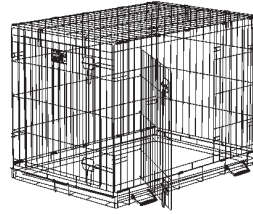
### 1624 DD

**Size:** 24 L x 18 W x 21 H"  
61 x 46 x 53 cm  
**Mesh:** 1 1/2 x 4 1/2"  
3.8 x 11.4 cm  
**Wire Gauge:** 3, 6, 7, 8, 11, 12  
**Weight:** 16 lbs (18 w/ctn)  
7.3 kg (8.2 w/ctn)  
**Finish:** Black Electro-Coat  
**\* Accessories:** 02F, all 24" /  
61 cm QuietTime™ Beds



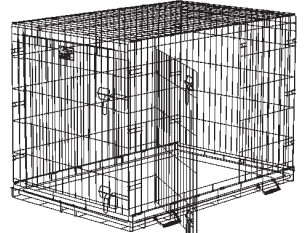
### 1630 DD

**Size:** 30 L x 21 W x 24 H"  
76 x 53 x 61 cm  
**Mesh:** 1 1/2 x 5 1/8"  
3.8 x 13 cm  
**Wire Gauge:** 3, 6, 7, 8, 11, 12  
**Weight:** 21 lbs (24 w/ctn)  
9.5 kg (10.9 w/ctn)  
**Finish:** Black Electro-Coat  
**\* Accessories:** 04F, all 30" /  
76 cm QuietTime™ Beds



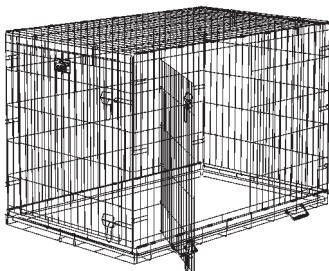
### 1636 DD

**Size:** 36 L x 24 W x 27 H"  
91 x 61 x 69 cm  
**Mesh:** 1 1/2 x 5 7/8"  
3.8 x 15 cm  
**Wire Gauge:** 3, 6, 7, 9, 11, 12  
**Weight:** 30 lbs (32 w/ctn)  
13.6 kg (14.5 w/ctn)  
**Finish:** Black Electro-Coat  
**\* Accessories:** 06F, all 36" /  
91 cm QuietTime™ Beds



### 1642 DD

**Size:** 42 L x 28 W x 31 H"  
107 x 71 x 79 cm  
**Mesh:** 1 1/2 x 5 1/2"  
3.8 x 14 cm  
**Wire Gauge:** 3, 6, 7, 9, 11, 12  
**Weight:** 42 lbs (47 w/ctn)  
19 kg (21.3 w/ctn)  
**Finish:** Black Electro-Coat  
**\* Accessories:** 08F, all 42" /  
107 cm QuietTime™ Beds



### 1648 DD

**Size:** 48 L x 30 W x 33 H"  
122 x 76 x 84 cm  
**Mesh:** 1 1/2 x 6"  
3.8 x 15.2 cm  
**Wire Gauge:** 3, 6, 7, 9, 11, 12  
**Weight:** 48 lbs (54 w/ctn)  
21.8 kg (24.5 w/ctn)  
**Finish:** Black Electro-Coat  
**\* Accessories:** 10F, all 48" /  
122 cm QuietTime™ Beds



## Roller POP Display

**545**

**Length:** 35 3/4" 93.4 cm  
**Width:** Display 25 1/2" 64.8 cm  
w/Header Sign 36 3/8" 92.4 cm  
**Height (overall with header):**  
w/Shelf 78 3/4" 200 cm  
w/o Shelf 61" 155 cm  
**Weight:** 50 lbs 22.7 kg

*Cartons displayed vertically -*

*width: 63 5/8" 161.6 cm*

*Cartons displayed horizontally -*

*width: 42 5/8" 108.3 cm*



\* For a Complete Listing of Accessories

**Pet Beds • Crate Casters  
Feed Bowls • Nameplate Kits ...**

- Come Visit Our Website



[www.midwesthomes4pets.com](http://www.midwesthomes4pets.com)

P.O. Box 1031 Muncie, IN 47308 USA Made in China

800 428 8560 PART# 5024 (103)

**MidWest**<sup>®</sup>  
Homes For Pets